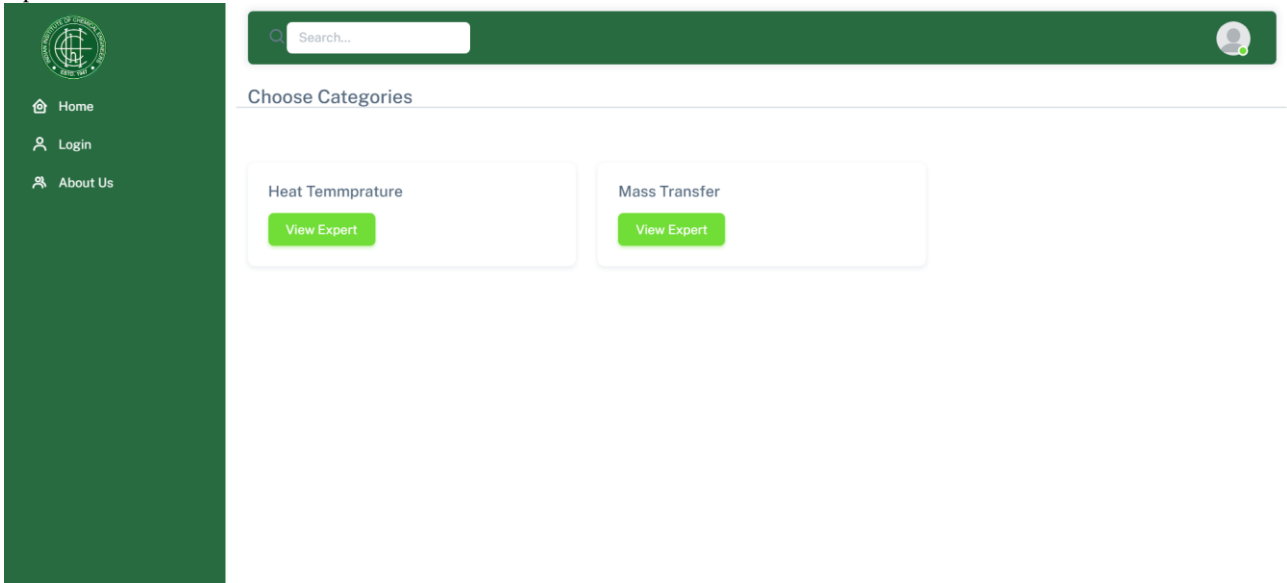


Home page

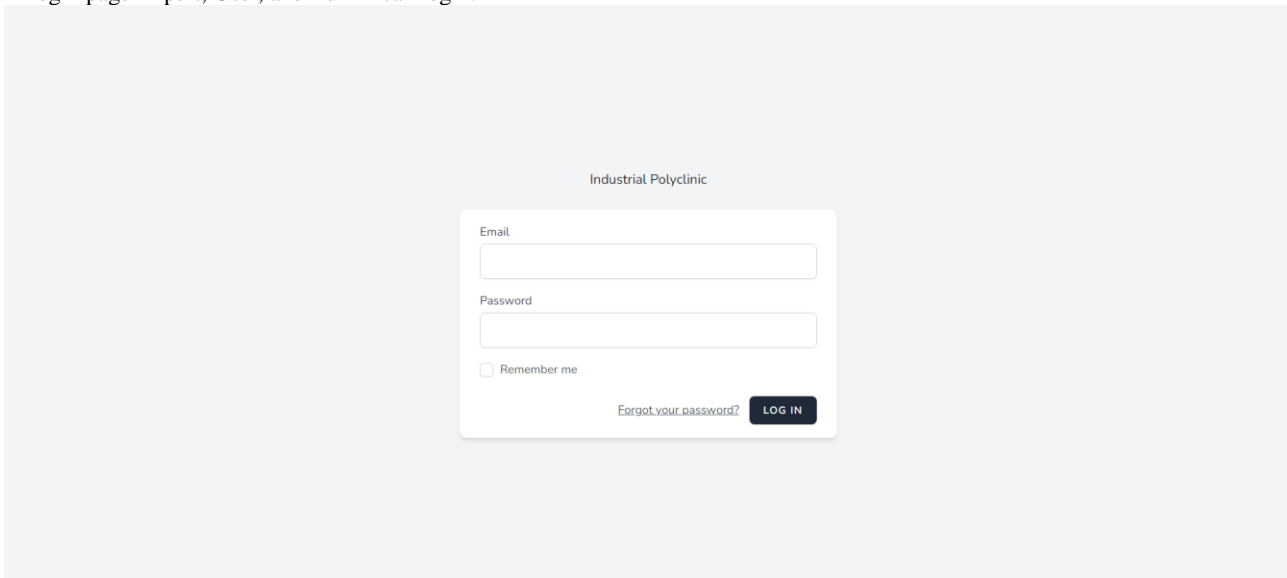
In Homepage All the questions and their related answers will appear. There are view all Answer option to see all the all answers and replies.



The screenshot shows the home page of the Industrial Polyclinic website. On the left is a dark green sidebar with the university logo and navigation links: Home, Login, and About Us. The main content area has a dark green header with a search bar and a user profile icon. Below the header, there is a 'Choose Categories' section with two boxes: 'Heat Temmprature' and 'Mass Transfer', each containing a 'View Expert' button.

Login Page

In login page Expert, User, and Admin can login.

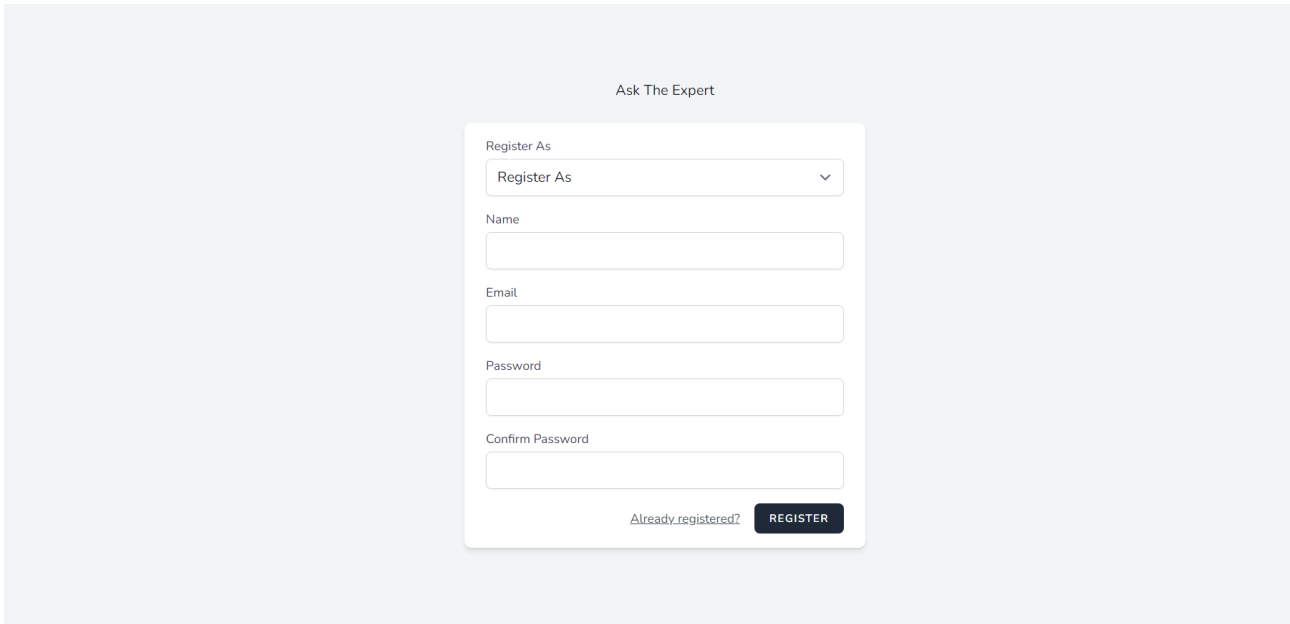


The screenshot shows the login page of the Industrial Polyclinic website. The page has a light gray background. In the center, there is a white login form titled 'Industrial Polyclinic'. The form contains fields for 'Email' and 'Password', a 'Remember me' checkbox, a 'Forgot your password?' link, and a 'LOG IN' button.

Register Page

User and Expert can register themselves using the following page ,
At the time of registration you have to select :

1. Register As (User Or Expert)
2. Expert In (Expertise in any fields)
3. Name
4. Email
5. Password and Confirm Password



Ask The Expert

Register As
Register As

Name

Email

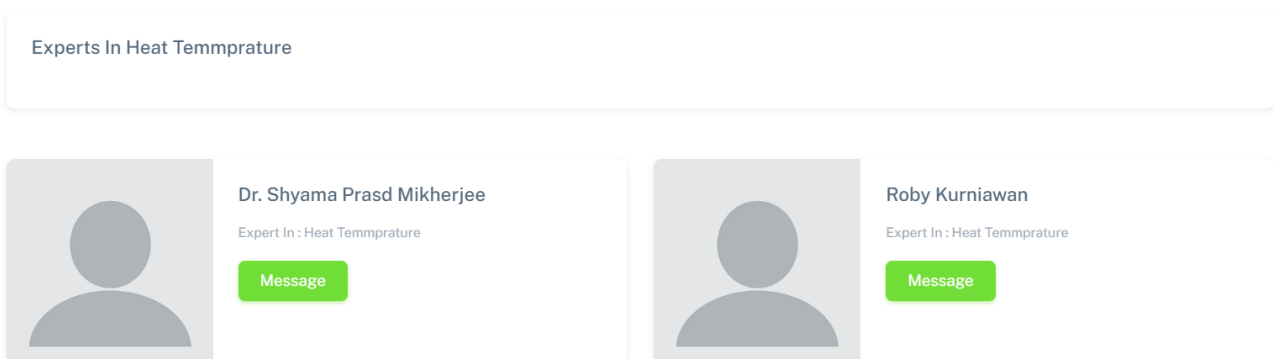
Password

Confirm Password

[Already registered?](#) REGISTER

Expert Page

User can directly ask question to the experts by clicking message tab.



Experts In Heat Temperature

Dr. Shyama Prasad Mikherjee
Expert In : Heat Temperature
Message

Roby Kurniawan
Expert In : Heat Temperature
Message

User Dashboard -> Ask Question

After Click on Ask Question, this screen will appear. Here User can post any questions and question will appear on Homepage as well as experts dashboard page .

To post a question user have to fill :-

1. Question Title (main title of the question)
2. Category Related to (Question belongs to what category)
3. Questions (This is the brief of your question)

By click on post now button user can post the question.

The screenshot shows the 'Ask Question' interface. On the left is a dark green sidebar with a logo at the top and three menu items: 'Home', 'My Question', and 'About Us'. The main content area has a header 'Write Your Questions Here...' and a profile picture placeholder. Below this is a 'QUESTION TITLE:' field with a placeholder 'Question Title...'. Underneath is a 'YOUR QUESTION:' field with a rich text editor toolbar containing various icons for text formatting, alignment, and media insertion. At the bottom of the form is a blue 'Ask Now' button.

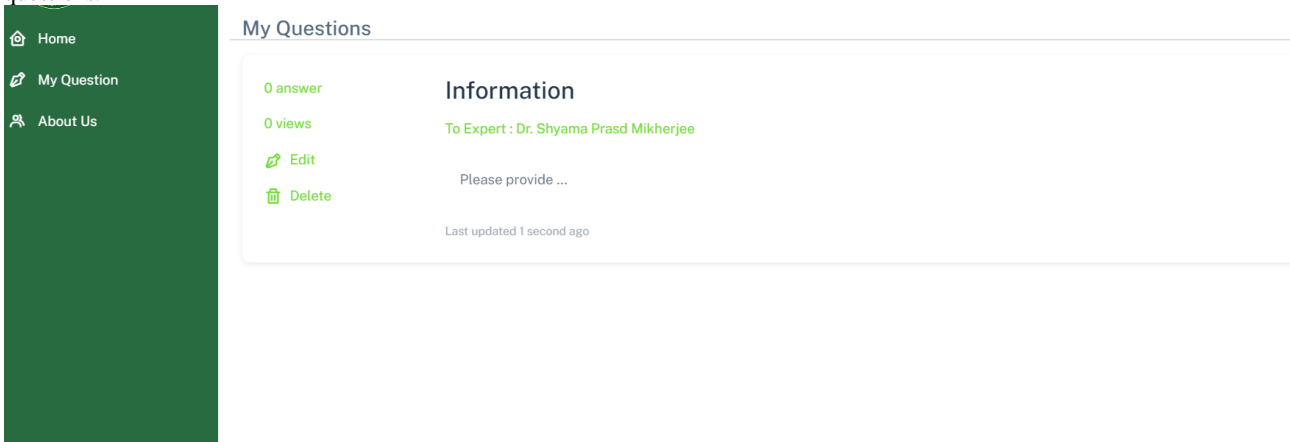
User Dashboard -> My Question -> Edit Question

After Click on edit question in User Dashboard -> My Question

The screenshot shows the 'Edit Question' page. The left sidebar is the same as in the previous screenshot. The main content area has a header 'My Questions'. Below the header, there are statistics: '0 answer' and '0 views'. The main content is titled 'Information' and includes the text 'To Expert : Dr. Shyama Prasad Mikherjee'. There are two buttons: 'Edit' and 'Delete'. Below the buttons, there is a text input field with the placeholder 'Please provide ...' and a timestamp 'Last updated 1 second ago'.

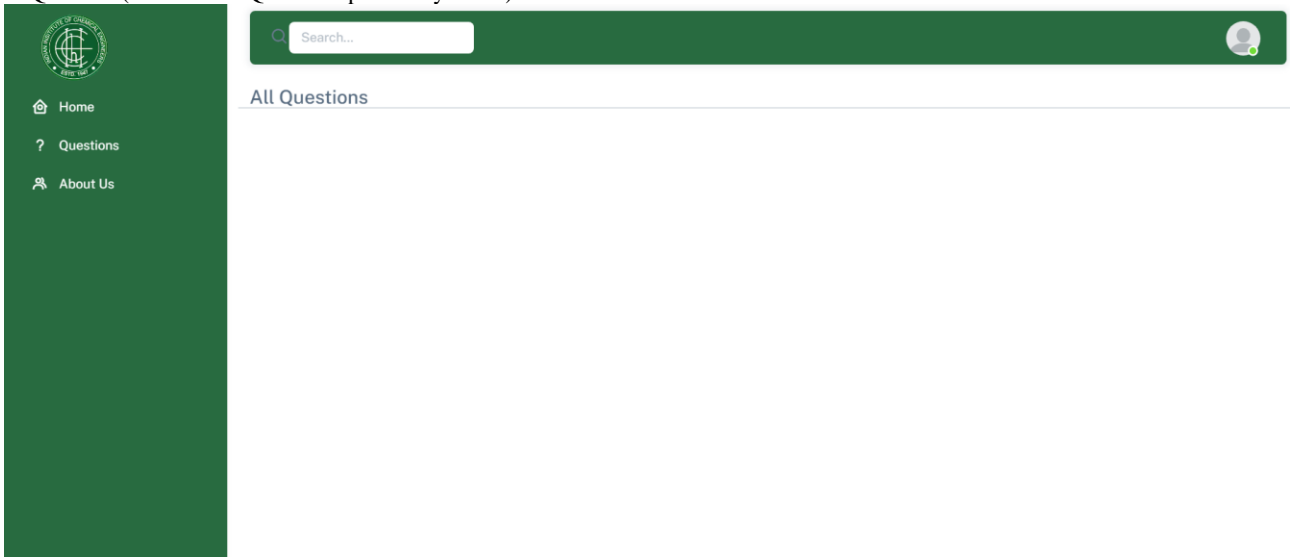
User Dashboard → My Question -> Edit & Delete Question

After click on MY Question in user dashboard , this screen will appear. Here using Edit & Delete button user can delete their posted questions.



Expert Dashboard

After login as a expert, this screen will appear , In this expert dashboard , Expert have the option to 1. Question (See All the Questions posted By Users)



ADMIN Dashboard

After login as a Admin, this screen will appear , In this admin dashboard , Admin have the option to

1. Expert : To see all the experts registerd in the portal and Also Admin can Block any expert using this link.
2. User : To see all the users registerd in the portal and Also Admin can Block any user and can view all the question , posted by particular user using this link.
3. Questions : See All the Questions posted By Users , Asnwrs given by experts and replies by the users or experts

1. Expert : To see all the experts registerd in the portal and Also Admin can Block any expert using this link.

2. User : To see all the users registerd in the portal and Also Admin can Block any user and can view all the question , posted by particular user using this link.